

THE PERFECT WARDROBE HAS YOUR STYLE.

Häfele DressCode cabinet organiser system.



ENGINEERED
BY **HÄFELE**



UNDERSTANDING STORAGE SPACE MEANS UNDERSTANDING PEOPLE.

Everyone organises differently. Wardrobes must be able to adjust.

One person collects shoes, others arrange t-shirts by colour, or stock their wardrobe by seasons. Everyone is different, but one thing is always important: good overview, clear order – find what you are looking for right away. A quick reach, without rummaging around. This is exactly the reason we developed Häfele DressCode. Because we have been dealing

with how to optimise wardrobe solutions for many decades. And how to solve different needs all at the same time: maximum versatility, consistently clear design language, functional ideas that make life easier – and all of that as simple and convenient as possible. As a result, anyone can create their own personal wardrobe system quickly and intuitively.





HÄFELE DRESSCODE.
A UNIFORM SYSTEM TO PERFECTLY
EQUIP YOUR WARDROBE.



MAKES A PERFECT IMPRESSION IN
ANY WARDROBE – INCLUDING
FREE-STANDING FRAME SYSTEMS.

OPTIMISED EQUIPMENT.

A perfect wardrobe is as individual as you are. Perfect form – perfect function. Consistent design, but customisable in the panels. With handles, light and elegant sliding doors, the wardrobe becomes a design experience.

WHAT IS THE HÄFELE DRESSCODE CABINET ORGANISER SYSTEM?



1 SYSTEM

A modular system with easy-to-combine elements that can be adapted to the individual needs of the users. Construction and assembly is also fast, intuitive, and possible without tools.

Everything fits together perfectly – and the newly developed connector system provides for a solid wardrobe interior with just a few quick steps.

Häfele DressCode: Simplicity is the combination of many clever ideas.

2 BASIC COLOURS



TRAFFIC WHITE

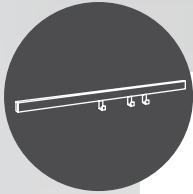


UMBRA GRAY



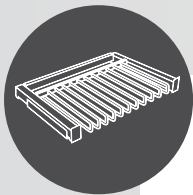
CLEVERLY MADE.

All elements in the wardrobe in a uniform design.



THE WARDROBE RAIL.

The wardrobe rail as an intelligent rail system. Integrated rubber strip for noise reduction, integrated illumination with indirect light, sliding hooks for handbags and accessories.



THE PULL-OUT TROUSER RAIL.

Practical, space-saving and with convincing design. It is virtually indispensable in any wardrobe.




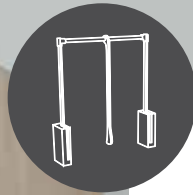
THE MULTI-FUNCTIONAL PULL OUT.

Belts, jewellery, and much more can be stored easily and well organised on the edge of the wall unit.

THE TEXTILE STORAGE.


Small pieces, jewellery, and all kinds of useful things can be stored in the convenient fabric pockets and found again.





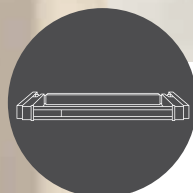
THE WARDROBE LIFT.

Elegant and convenient. Take advantage of the entire room height with individual wardrobe dimensions, without restrictions. More space is always a good thing.



THE SHELF.

The shelf is made by the manufacturer; the shelf supports are from Häfele DressCode. Sturdy and always flexible to reposition.



THE PULL OUT FRAME.

The basic system for inserts and attachments. Individual panels available:

- Shallow and deep boxes
- Laundry bag
- Shoe rack
- Jewellery insert

QUICKLY INSTALLED.

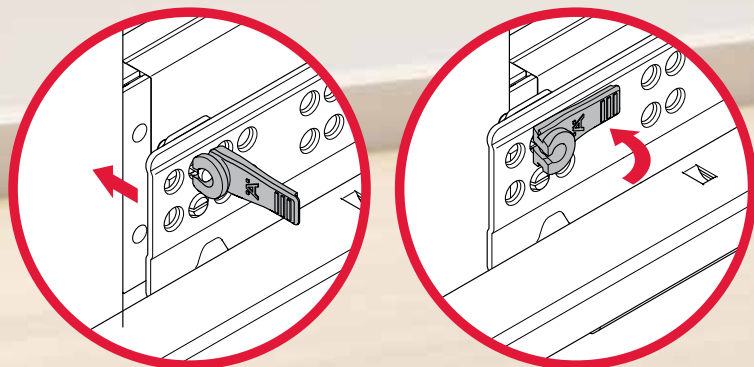
Easy assembly without tools.

Everything as simple as possible: That was the central requirement in the development of Häfele DressCode.

The result: A well-thought-out modular system with easy-to-combine elements that can be adapted to the individual needs of the users. Construction and assembly is also fast, intuitive, and possible without tools.

Everything fits together perfectly – and the newly developed connector system provides for a solid wardrobe interior with just a few quick steps. Häfele DressCode: Simplicity is the combination of many clever ideas.

Intelligence in the detail:
the newly developed connector system.



1. Insert connector.

2. Fold.

SHELF SUPPORT



RAIL END SUPPORT



QUICK FIXING CONNECTOR



Light is easy.

Few criteria.
Many solutions.

Häfele LOOX Lighting Gen 5 coming in 2021
to compliment your wardrobe installation.

Light colour Monochrome
Light intensity Ambient light
Light source Linear light
Alignment To the side
Installation type Attached at the side to the circular mounting plate behind the mirror
Example LED 3040, just 5 mm wide for slim design applications

Light colour Monochrome
Light intensity Accent light
Light source Linear light
Alignment Down
Installation type Recess mounted
Example LED 2062

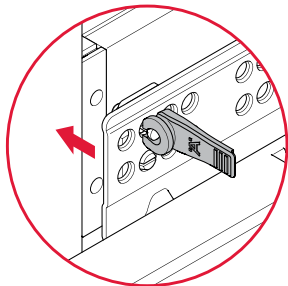
Light colour Monochrome | Multi-white | RGB
Light intensity Task light | Ambient light | Accent light
Light source Linear light | Point light
Alignment Directly or indirectly | Up or down | Forward or backward | To the side
Position on the cabinet Outside | Inside
Installation type Recess mounted | Surface mounted

OPTIMISED WARDROBE SOLUTIONS WITH STYLISH DESIGN

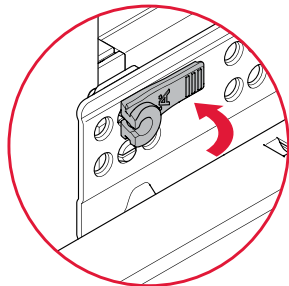


DRESSCODE CONNECTOR

Intelligence in the detail:



Plug in.



Fold down and done.



High product quality

PERSONAL WARDROBE SYSTEM

- > Individual and diverse design options
- > Clear order, good overview
- > Supreme user comfort

WELL-THOUGHT- OUT SOLUTIONS

- > One concept for different needs
- > Everything from a single source
- > Optimum use of space with top quality

STYLISH DESIGN

- > Consistently clear design language
- > Modern and timeless design
- > Suitable for every furnishing style

EASY TECHNOLOGY

- > Installation and disassembly without tools
- > At intervals of 32 mm
- > Suitable for a wide variety of room situations

THE STYLE IS CHANGING. ORGANISATION REMAINS.

Wardrobe lift



Multi-function pull out



Jewellery insert



Pull out frame

Multi-function pull out



Shelf support



Laundry bag

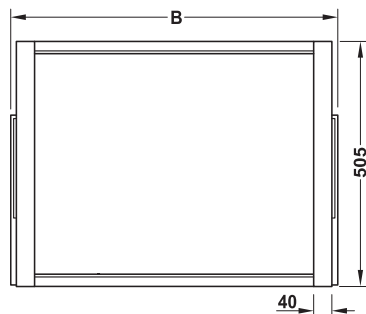


Pull out trouser rack



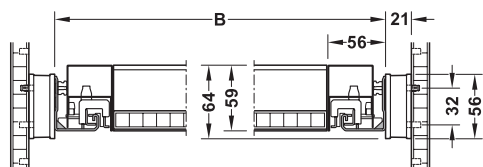
Shoe rack

PULL OUT FRAME

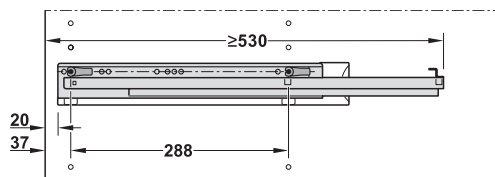


Width B corresponds to frame width

Installation dimensions



Drilling pattern



Hook-in shelf dimensions

Depth (mm)	For cabinet width (mm)	Hook-in shelf width with side panel thickness	
		16 mm	19 mm
466	500	311	305
	600	411	405
	800	611	605
	900	711	705
	1000	811	805

- > Area of application: Pull out frame for individual configuration with hook-in elements such as boxes, shoe rack, laundry bag, cosmetic insert, jewellery insert, or hook-in shelf. The pull out frame can also be cladded on the front with a designer panel or wooden panel (optional).
- > Type of pull out: Full extension with self closing and soft closing mechanism
- > Material: Frame: Steel and aluminium
Joint set: Plastic
- > Finish: Frame: Powder coated
- > Version: Cross profile can be cut to required size
- > Internal installation depth (mm): Min. 520
- > Installation height (mm): Max. 900
- > Nom. length (mm): 500
- > Load bearing capacity (kg): Max. 15
- > Installation: Frame: For plug fitting without tools.
Runners: For mounting in provided series drilled holes (wooden cabinet) or on strut (aluminium frame system)

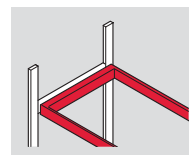
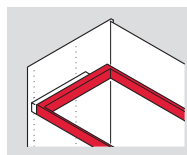
Width B (mm)	For cabinet width (mm)	Umbra gray, RAL 7022	Traffic white, RAL 9016
For side panel thickness 16 mm			
426	500	806.34.502	806.34.702
526	600	806.34.503	806.34.703
726	800	806.34.504	806.34.704
826	900	806.34.505	806.34.705
926	1000	806.34.506	806.34.706
For side panel thickness 19 mm			
420	500	806.34.512	806.34.712
520	600	806.34.513	806.34.713
720	800	806.34.514	806.34.714
820	900	806.34.515	806.34.715
920	1000	806.34.516	806.34.716

Packing: 1 piece



Supplied with:

- > 2 side components
- > 2 cross profiles
- > 1 joint set
- > 1 pair of runners with Häfele DressCode connector



Note:

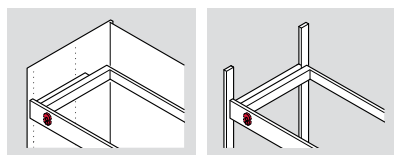
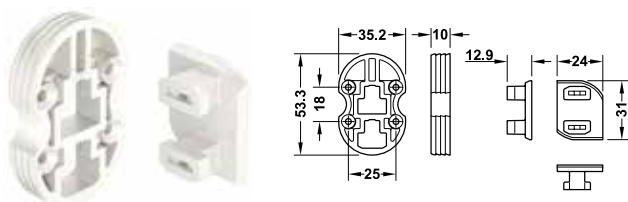
- > Can be freely positioned at intervals of 32 mm
- > Easy installation and disassembly without tools
- > The system can be adapted to customer requirements at any time
- > Individual configuration with hook-in elements



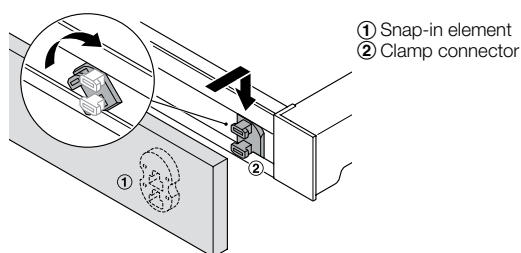
Order Reference:

Cabinet width =
2 x side panel thickness + frame width B + spacer bars (42mm).
Spacer bars are mandatory in order to compensate for the door offset in the cabinet. Please order separately.

ADAPTER FOR CUSTOMISED WOODEN PANEL

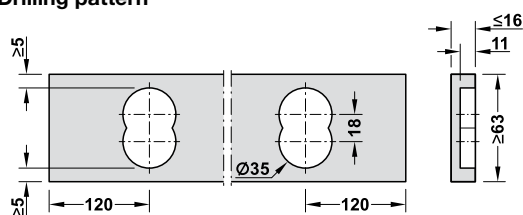


Installation



With large and heavy panels, the snap-in elements must be screwed or glued into the panel.

Drilling pattern



Panel width = internal cabinet width - 6 mm.

- > Area of application: For connecting the pull out frame with self-manufactured wooden panels
- > Material: Plastic
- > Installation: For plug fitting without tools

Colour	Cat. No.
White	806.35.990

Packing: 1 piece



Supplied with:

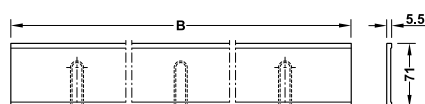
- > 2 snap-in elements
- > 2 clamp connectors



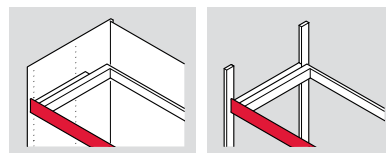
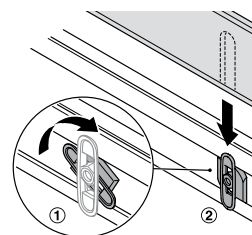
Order Reference:

Cabinet panel must be self-manufactured

DESIGNER PANEL FOR PULL OUT FRAME



Installation



- > Area of application: For plug fitting onto pull out frame
- > Material: Aluminium
- > Finish: Powder coated
- > Side panel thickness (mm): 16 or 19
- > Installation: For plug fitting without tools

Width B (mm)	For cabinet width (mm)	Umbra grey	Traffic white
412	500	806.35.572	806.35.772
512	600	806.35.573	806.35.773
712	800	806.35.574	806.35.774
812	900	806.35.575	806.35.775
912	1000	806.35.576	806.35.776

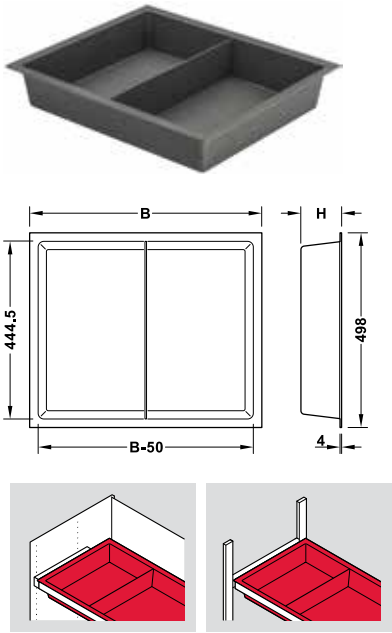
Packing: 1 set



Supplied with:

- > 1 designer panel
- > 2 clamp connectors (3 clamp connectors from cabinet width 800 mm)

HOOK IN STORAGE BOX



- > Area of application:

> Material:

> Depth (mm):

> For side panel thickness (mm):
- Hook-in element for pull out frame

Plastic

498

16 or 19

Height H (mm)	Width B (mm)	For cabinet width (mm)	Umbra grey	Traffic white
104	390	600	806.34.533	806.34.733
	590	800	806.34.534	806.34.734
	690	900	806.34.535	806.34.735
	790	1000	806.34.536	806.34.736
166	390	600	806.34.543	806.34.743
	590	800	806.34.544	806.34.744
	690	900	806.34.545	806.34.745
	790	1000	806.34.546	806.34.746

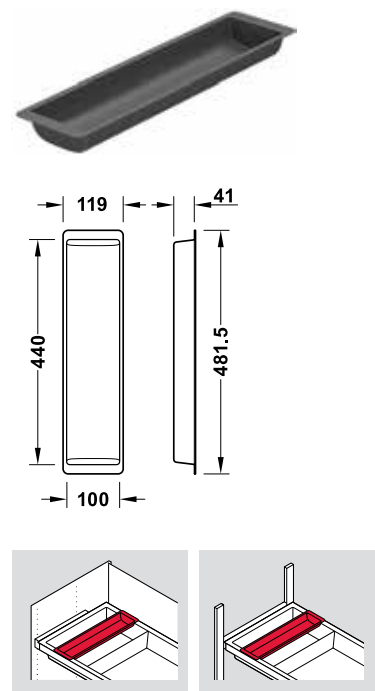
Packing: 1 piece



Supplied with:

- > 2 snap-in elements
- > 2 clamp connectors

ACCESSORIES TRAY



- > Area of application:

> Material:
- For placing onto box

Plastic

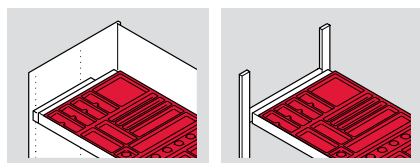
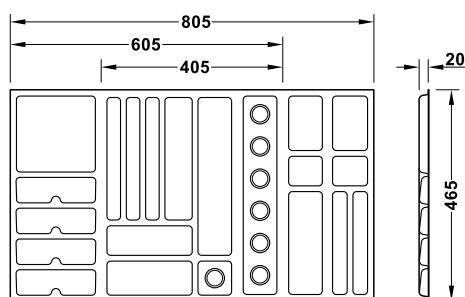
Colour	Cat. No.
Umbra grey	806.35.599
Traffic white	806.35.799

Packing: 1 piece

JEWELLERY INSERT



Fig. shows width = 805 mm



- > Area of application: Hook-in element for pull out frame
- > Finish/colour: Flocked, anthracite grey
- > For side panel thickness (mm): 16 or 19

Hook-in shelf depth (mm)	For cabinet width (mm)	Hook-in shelf width with side panel thickness (mm)	
		16	19
466	600	411	405
	800	611	605
	1000	811	805

For cabinet width (mm)	Width (mm)	Cat. No.
600	405	806.39.403
800	605	806.39.404
1000	805	806.39.406

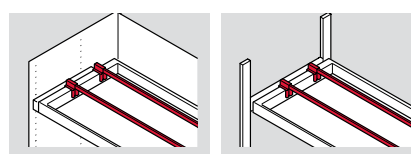
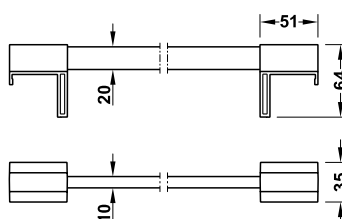
Packing: 1 piece



Note:

A hook-in shelf must be inserted into the pull out frame for stabilising the jewellery insert. Please manufacture yourself.

SHOE RACK



- > Area of application: Clip-on element for pull out frame
- > Material: Rail: Steel
Holder: Plastic
Rail: Powder coated
- > Finish:
- > For side panel thickness (mm): 16 or 19
- > Installation: For plug fitting without tools

Depth (mm)	For cabinet width (mm)	Hook-in shelf width with side panel thickness (mm)	
		16	19
466	500	311	305
	600	411	405
	800	611	605
	900	711	705
	1000	811	805

For cabinet width (mm)	Rail length (mm)	Umbra grey	Traffic white
500	372	806.35.562	806.35.762
600	472	806.35.563	806.35.763
800	672	806.35.564	806.35.764
900	772	806.35.565	806.35.765
1000	872	806.35.566	806.35.766

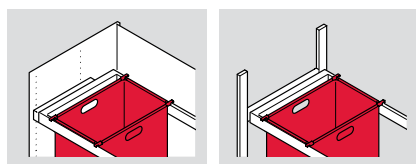
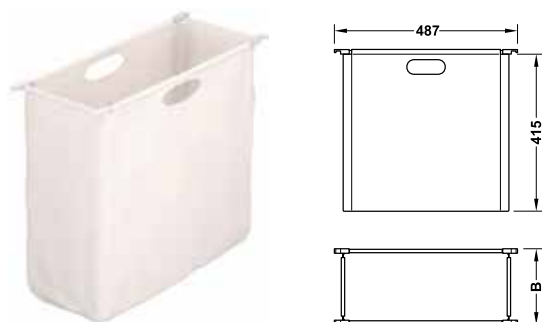
Packing: 1 piece



Note:

A hook-in shelf must be fitted into the pull out frame for complementing the shoe rack. Please manufacture yourself.

LAUNDRY BAG



- > Area of application: Hook-in element for pull out frame
- > Material: Laundry bag: Fabric
Joints: Plastic
Rails: Steel
- > Colour: White
- > Installation: For plug fitting without tools

Configuration suggestions with laundry bag (mm)

Frame width / internal pull out frame width	For side panel thickness 16 mm	Frame width / internal pull out frame width	For side panel thickness 19 mm
426 / 310	1 x 300	420 / 304	1 x 300
526 / 410	2 x 200	520 / 404	2 x 200
726 / 604	2 x 300 / 3 x 200	720 / 604	2 x 300 / 3 x 200
826 / 710	2 x 300 / 3 x 200	820 / 704	2 x 300 / 3 x 200
926 / 810	2 x 300 + 1 x 200 / 4 x 200	920 / 804	2 x 300 + 1 x 200 / 4 x 200

Width B (mm)	Cat. No.
200	806.35.780
300	806.35.781

Packing: 1 piece

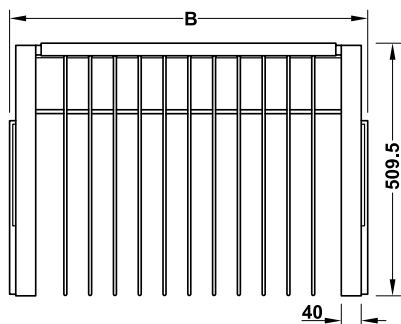
**Supplied with:**

- > 1 laundry bag
- > 4 rails
- > 4 corner joints

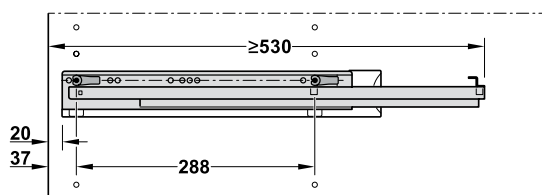
**Note:**

Laundry bag is washable up to 60°C.
Please remove hooks and rails before washing.

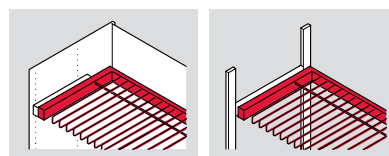
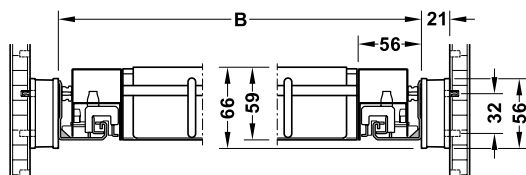
PULL OUT TROUSER RACK



Drilling pattern



Installation dimensions



- > Type of pull out: Full extension with self closing and soft closing mechanisms
- > Material: Steel, aluminium, plastic
- > Finish: Powder coated
- > Internal installation depth (mm): Min. 520
- > Installation height (mm): Max. 900
- > Nom. length (mm): 500
- > Load bearing capacity (kg): Max. 10
- > Installation: Runners: For mounting in provided series drilled holes (wooden cabinet) or on strut (aluminium frame system)

Version	Width B (mm)	For cabinet width (mm)	Umbr grey, RAL 7022	Traffic white, RAL 9016
---------	--------------	------------------------	---------------------	-------------------------

For side panel thickness 16 mm

For 7 pairs of trousers	526	600	805.60.303	805.60.703
For 11 pairs of trousers	726	800	805.60.304	805.60.704
For 13 pairs of trousers	826	900	805.60.305	805.60.705
For 15 pairs of trousers	926	1000	805.60.306	805.60.706

For side panel thickness 19 mm

For 7 pairs of trousers	520	600	805.60.313	805.60.713
For 11 pairs of trousers	720	800	805.60.314	805.60.714
For 13 pairs of trousers	820	900	805.60.315	805.60.715
For 15 pairs of trousers	920	1000	805.60.316	805.60.716

Packing: 1 piece



Supplied with:

- > 1 trouser rack
- > 1 pair of runners with Häfele Easy Storage connector



Note:

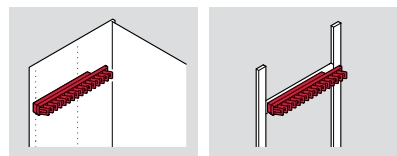
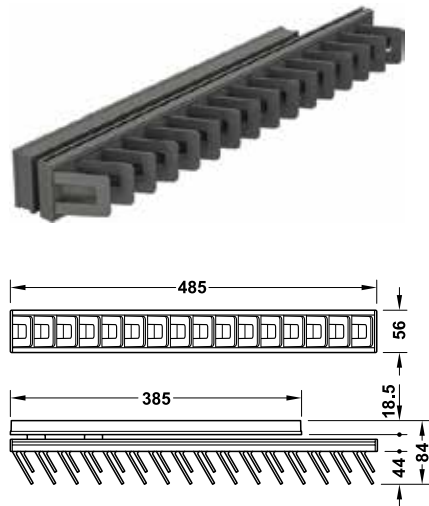
- > Convenient and full access to the trousers from the front
- > Can be freely positioned at intervals of 32 mm
- > Easy installation and disassembly without tools
- > The system can be adapted to customer requirements at any time



Order Reference:

Cabinet width =
2 x side panel thickness + width B + spacer bars (42 mm).
Spacer bars are mandatory in order to compensate for the door offset in the cabinet. Please order separately.

MULTI FUNCTION PULL OUT



> Area of application:	For ties, belts, scarves, necklaces, etc.
> Type of pull out:	Single extension
> Material:	Pull out element: Aluminium Adapter plate: Plastic
> Finish:	Pull out element: Powder coated
> Version:	With 16 hook elements
> Internal installation depth (mm):	≥500
> Installation:	For plug fitting without tools

Colour	Cat. No.
Umbra grey	807.06.501
Traffic white	807.06.701

Packing: 1 set



Supplied with:

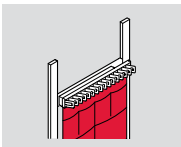
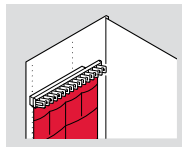
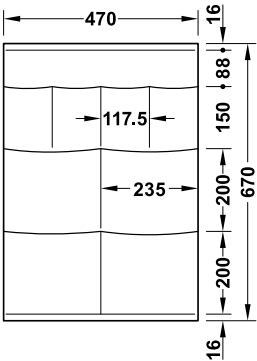
- > 1 adapter plate with Häfele DressCode connectors
- > 1 pull out element



Note:

- > For individual use of accessories such as ties, scarves, necklaces or similar
- > Protection for sensitive materials provided by Soft Touch coating
- > Easy installation and disassembly without tools

ACCESSORY HOLDER FOR PULL OUT



> Material:	Fabric
> Version:	With 8 compartments
> Installation:	Can only be used in combination with Häfele DressCode multi-functional pull out, the hanging pocket organiser is inserted into the groove of the multi-functional pull out from the rear

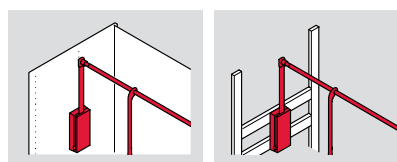
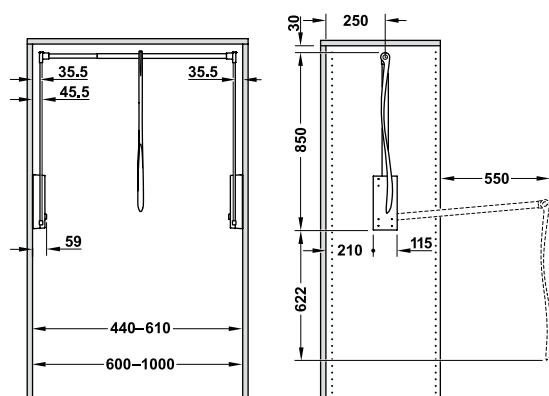
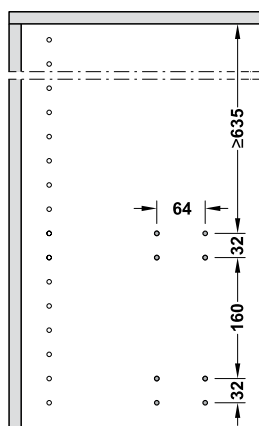
Colour	Cat. No.
White	806.36.700

Packing: 1 piece

WARDROBE LIFT



Drilling pattern



- > Version: Integrated soft closing mechanism for upward movement
- > Material: Arm and rail: Steel
Pull rod: Plastic
- > Finish: Arm and rail: Powder coated
- > Load bearing capacity (kg): ≤ 10
- > Installation: For plug fitting into 5 mm drill holes without tools

For internal cabinet width (mm)	Umbra grey	Traffic white
440 - 610	805.22.560	805.22.760
600 - 1000	805.22.561	805.22.761

Packing: 1 set



Supplied with:

- > 1 adapter plate with Häfele DressCode connectors
- > 1 pull out element



Note:

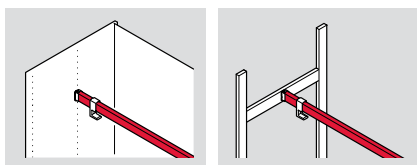

- > Movement is dampened upwards
- > Easy installation and disassembly without tools
- > Concealed fixing
- > Wardrobe lift is held securely in position when open, also without weight

WARDROBE RAIL

**Note:**

- > Can be freely positioned at intervals of 32 mm
- > Easy installation without tools
- > Concealed fixing
- > Can be combined with Häfele Loox LED strip lights

WARDROBE RAIL, STRAIGHT-EDGED



- > Area of application: For hooking onto rail end support, straight-edged
- > Material: Aluminium, plastic
- > Finish: Powder coated
- > Version: Can be cut to required size, can be combined with LED strip lights

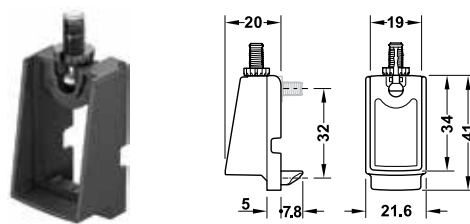
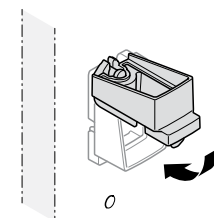
Length (mm)	Umbra grey	Traffic white
1200	801.26.501	801.26.701
2500	801.26.502	801.26.702

Packing: 1 piece

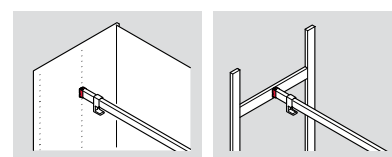
**Order Reference:**

Wardrobe rail length = internal cabinet width - 26 mm.
Please order Loox strip lights, drivers and switches separately.

RAIL END SUPPORT, STRAIGHT-EDGED

**Installation**

Insert support into 5 mm drill hole and fold down

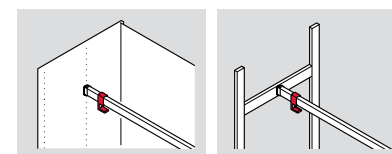
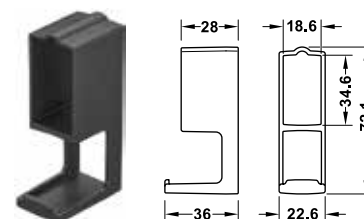


- > Material: Zinc alloy
- > Finish: Powder coated
- > Installation: On side panel inside the cabinet or on the Häfele DressCode aluminium frame system

Colour	Cat. No.
Umbra grey	803.17.520
Traffic white	803.17.720

Packing: 1 set

HOOK, STRAIGHT-EDGED

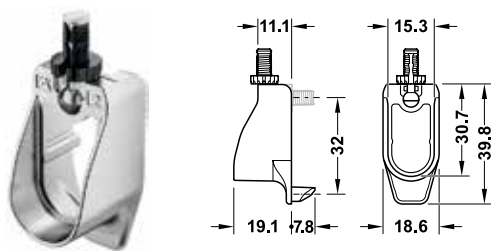


- > Area of application: Hook for suspending handbags and scarves on the wardrobe rail
- > Material: Plastic
- > Installation: For sliding onto straight-edged wardrobe rail

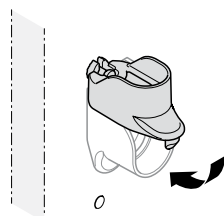
Colour	Cat. No.
Umbra grey	803.30.500
Traffic white	803.30.700

Packing: 1 set

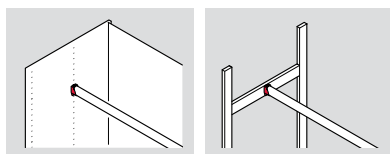
RAIL END SUPPORT FOR OVA WARDROBE RAILS



Installation



Insert support into 5 mm drill hole and fold down



- > Area of application: Can be combined with all OVA wardrobe rails 30 x 15 mm
- > Material: Zinc alloy
- > Installation: On side panel inside the cabinet or on the Häfele DressCode aluminium frame system

Finish	Cat. No.
Galvanised	803.17.600

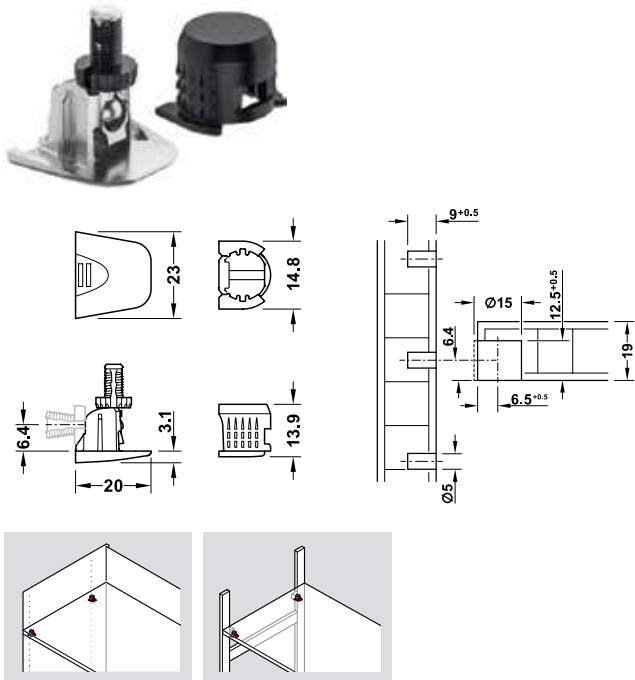
Packing: 1 pair



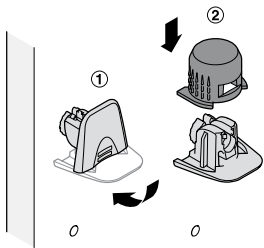
Order Reference:

Wardrobe rail length = internal cabinet width - 27 mm

SHELF SUPPORT



Installation




- > Insert support elements ① into 5 mm drill hole and fold down
- > Plug-fit boss insert ② onto support element
- > Place shelf onto support elements

> Material:	Supports: Zinc alloy Boss insert: Plastic
-------------	--

Finish/Colour	Cat. No.
Support: Galvanised Boss insert: Black	803.17.980

Packing: 1 set

SPARE FIXING PARTS



> Area of application:	For connecting Häfele DressCode equipment elements with wooden cabinet or aluminium frame system
------------------------	--

Area of application	Supplied	Cat. No.
Ⓐ Wardrobe lift, spacer bar, multi-functional pull out	4 connectors 4 levers	803.17.997
Ⓑ Runners	4 runner adapters 4 levers	803.17.996

Packing: 1 set

HÄFELE DRESSCODE AS FREESTANDING ALUMINIUM FRAME SYSTEM



THE STYLE IS CHANGING - ORGANISATION REMAINS.



Pull out frame



Pull out trouser rack



Storage box



Jewellery insert



Shoe rack



Wardrobe lift



Laundry bag



Multi-functional pull out and hanging pocket organiser

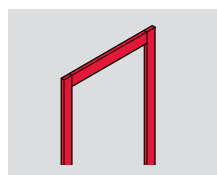
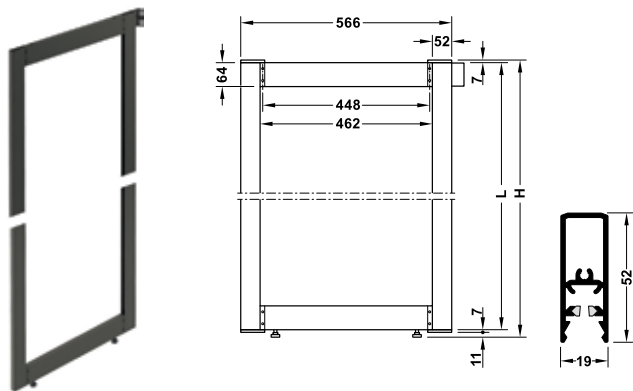


Wardrobe rail, rail end support and hook

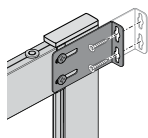
- > The installation of the built-in elements is based on the same principles as the installation in a wooden cabinet
- > The aluminium frame can be individually adjusted in height
- > Diverse design options
- > Multi-functional use
- > Can be combined with Aluflex sliding door fittings



ALUMINIUM FRAME SYSTEM



- > Easy and fast mounting
- > Individual, customised solutions
- > Can be combined with Häfele Loox LED strip lights and Häfele Aluflex sliding door fittings
- > Extremely stable

**Note:**

The side components must be prevented from tipping in accordance with EN / AS standards. Ensure that the surface is suitable for attaching the securing brackets.

ALUMINIUM FRAME SET

- > Area of application: For individual or walk-in wardrobes and shelf systems
- > Material: Aluminium
- > Finish: Powder coated
- > Version: The side components can be illuminated with Häfele Loox LED strip lights, can be combined with Häfele Aluflex sliding door fittings
- > System depth (mm): 566
- > Thickness (mm): 19
- > Height adjustment (mm): + 14
- > Installation: Frame: For plug fitting
Foot: For screw fixing in
Struts must be fixed at top and at bottom with hex socket head screw

Profile length L (mm)	System height (mm)	Umbra grey	Traffic white
2300	2325	806.33.501	806.33.701
2940	2965	806.33.502	806.33.702

Packing: 1 set

**Supplied with:**

- > 2 Profiles
- > 2 Aluminium struts
- > 1 Wall bracket
- > 2 Height adjustable feet
- > 14/18 clip-in keder for height adjustment

**Note:**

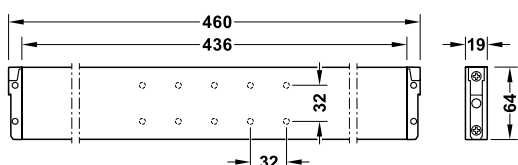
- > Only shelves can be mounted on the aluminium struts.
- > 2 shelves must be mounted with installation height up to 1200 mm and 3 shelves with installation height from 1200 mm for stability reasons.

STRUT

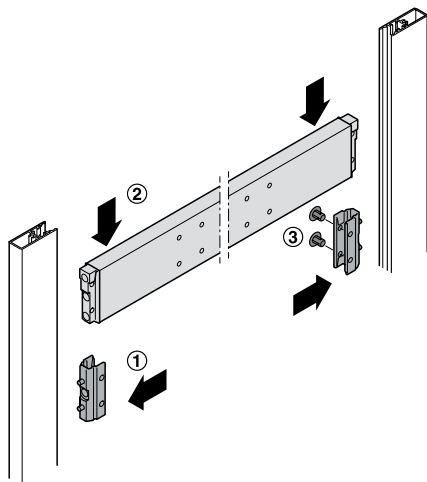


Apertures on one side

Apertures on both sides



Installation



Strut must be secured against lifting with safety pins at the rear.

- > **Area of application:** For supporting Häfele DressCode pull out frames, pull out trouser rack, multi-functional pull out, wardrobe lift and wardrobe rail
- > **Material:** MDF
- > **Finish:** Foil-covered
- > **Version:** Apertures on one side for outer frames, apertures on both sides for inner frames
- > **Installation:** Plug fitting to aluminium frame without tools

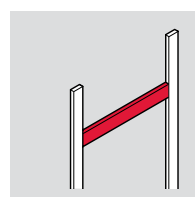
Version	Umbra grey	Traffic white
Apertures on one side	806.33.571	806.33.771
Apertures on both sides	806.33.570	806.33.770

Packing: 1, 2 or 10 pieces



Supplied with:

- > 1 Strut
- > 2 Fixing clips
- > 2 Safety pins



Note:

- > Can be freely positioned in height at intervals of 32 mm
- > Easy installation and disassembly without tools
- > The system can be adapted to customer requirements at any time
- > For individuals configuration with Häfele DressCode equipment elements



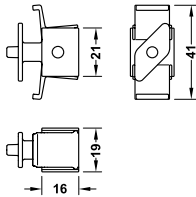
Order Reference:

Cabinet equipment element	Order quantity pieces
Pull out frame	2
Pull out trouser rack	2
Multi-functional pull out	1
Wardrobe lift	4
Wardrobe rail	2

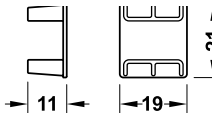
SHELF CUBE SET



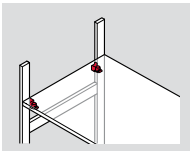
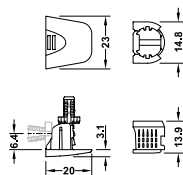
Shelf cube



Safety cap

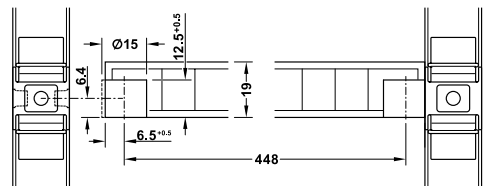
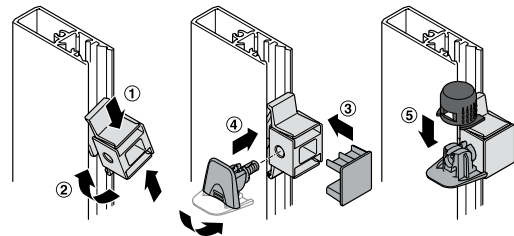


Shelf support



- Note:**
- > Can be freely positioned in height at intervals of 32 mm
 - > Easy installation and disassembly without tools
 - > The system can be adapted to customer requirements at any time

Installation



- > Area of application: For holding shelves in aluminium frame systems
- > Material: Shelf support: Zinc alloy
Shelf cube and boss insert: Plastic
- > Finish: Shelf support: Galvanised
Boss insert: Black
- > Installation: For clipping in

Colour	Cat. No.
Shelf cube: Umbra grey	806.33.581
Shelf cube: Traffic white	806.33.781

Packing: 1 set

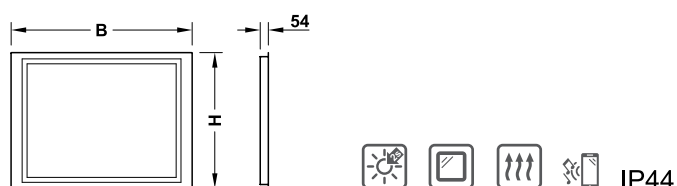


- Supplied with:**
- > 4 Shelf cubes with safety cap
 - > 4 Shelf cubes with boss inserts



- Note:**
- > Shelf cube requires 3 height units.

HÄFELE MULTI-DIMENSIONAL MIRROR



- > Area of application: Bathroom
- > Material: Rear: Wood, LED profile: Aluminium
- > Installation: For drilling
- > Voltage (V): Nominal: 12, DC
Input: 100-240, 50-60 Hz
- > Degree of protection: IP44

Technical data

Lighting at front	Colour temperature: 2700/4000 K Colour rendering index: ≥ 90 Memory function for previously selected mirror colour
Background lighting	Colour temperature: 2700 K Colour rendering index: ≥ 90
Designer touch switch	Stand-by: Blue Operation: Warm white
Demister	Stand-by after 45 min
Sound system	Bluetooth® sound transducer, Password: 0000

Dimensions (mm) W x H	Luminous flux (lm)	Wattage (W)	Cat. No.
900x 600	1080	95.0	983.19.011
900 x 900	1300	102.0	983.19.021
1200 x 900	1560	111.0	983.19.031

Packing: 1 piece



Supplied with:

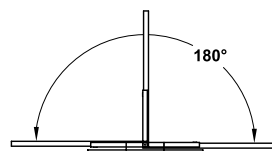
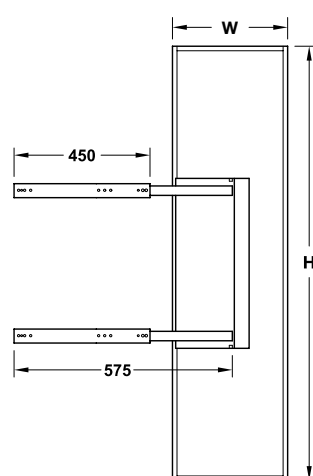
- > 1 Häfele multi-dimensional bathroom mirror
- > 1 Drilling template
- > 1 Connection lead with terminal clamp
- > 1 Set wall mounting plugs



Note:

Make-up lighting, mood lighting, demister to prevent the mirror from steaming up and sound system in one product
Pre-configured mirror unit is easy to install
Flexibility is provided by vertical or horizontal mounting
Easy to clean thanks to integrated touch switch on mirror surface. The mirror is equipped with built-in LED lights that can not be replaced.
Energy efficiency class of the LED lights: A
Installation by qualified electrician only

MIRROR, EXTENDING, SWIVELS BY 180°



- > Material: Aluminium
- > Finish: Silver coloured anodised or Anthracite
- > Extension length (mm): 350

Mirror dimensions (mm) W x H x D	Silver	Anthracite
160 x 500 x 38	—	805.72.310
450 x 565 x 38	805.72.291	805.72.311
450 x 1155 x 38	805.72.290	805.72.312

Packing: 1 piece

HÄFELE

732.04.315 HÄFELE DRESSCODE SYSTEM - 10.2020

Häfele Australia Pty. Ltd. | 8 Monterey Road | Dandenong | Victoria 3175
Phone: 1300 659 728 | **Fax:** (03) 9212 2001 | **Email:** info@hafele.com.au | www.hafele.com.au

Häfele New Zealand Ltd. | 16 Accent Drive | East Tamaki | Auckland 2013
Phone: 0800 442 335 | **Email:** info@hafele.co.nz | www.hafele.co.nz

HÄFELE LOCATIONS:

Australia | MELBOURNE | SYDNEY | NEWCASTLE | BRISBANE | ADELAIDE | LAUNCESTON | HOBART | PERTH
New Zealand | NORTH ISLAND | LOWER NORTH ISLAND | SOUTH ISLAND

